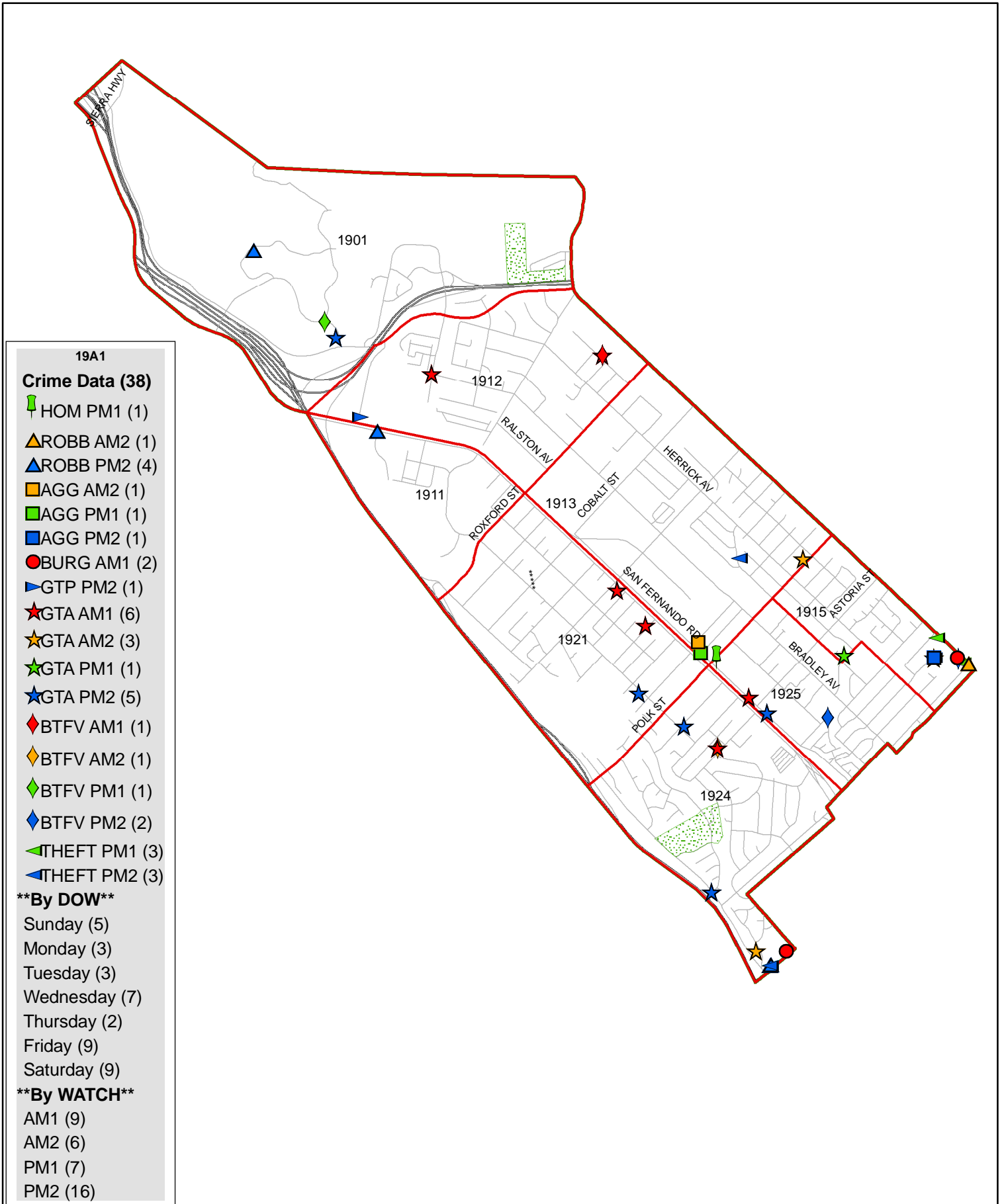


MISSION AREA - BASIC CAR 19A1 - CARTER (38)

08/11/19 - 09/07/19



AM1 = 0000 to 0559

AM2 = 0600 to 1159

PM1 = 1200 to 1759

PM2 = 1800 to 2359

Part I Crimes for Basic Car 19A1

Year to Date Through: September 7th

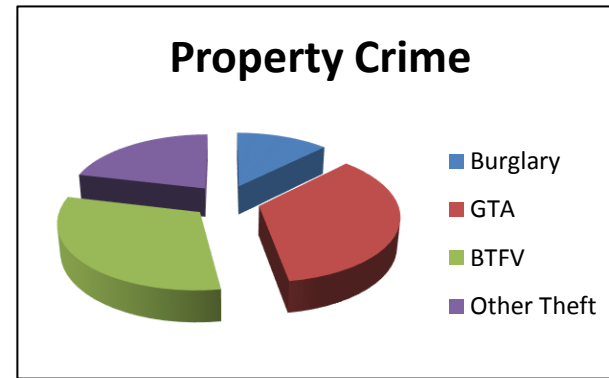
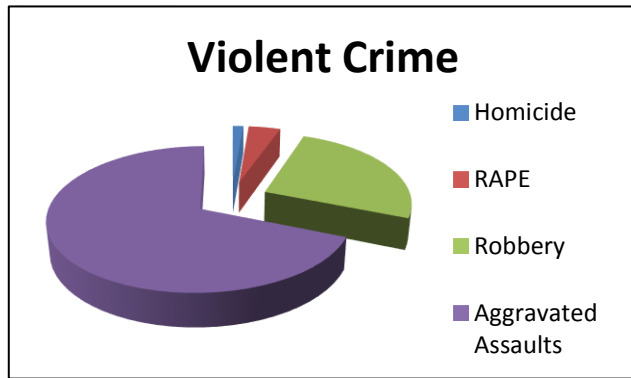


Joseph Carter
(818) 634-0610

Crime Type	Current Week
Homicide	0
RAPE	0
Robbery	2
Aggravated Assaults	1
Violent Crime	3
Burglary	0
GTA	6
BTFV	2
Other Theft	3
Property Crime	11
Total Part I Crimes	14

2019	2018	% Change
1	2	-50.0%
3	7	-57.1%
19	21	-9.5%
51	51	0.0%
74	81	-8.6%
33	36	-8.3%
92	99	-7.1%
82	107	-23.4%
56	56	0.0%
263	298	-11.7%
337	379	-11.1%

Week #:	36
YTD Number of Days:	249
Reduction Target:	2%
YTD Area Part I Crime:	3,300
% Area Part I Crime:	10.2%
2018 Part I Crime:	544
2019 Target:	533
CurrYR Crimes Left:	196
Weekly Target:	10
Weekly Average:	9
Proj. Part I Crime:	494
Proj. Crime Change:	-9.2%



Council District - 7

Monica Rodriguez

City Hall - 213-473-7007

Pacoima City Hall - 818-485-0600

Sylmar District Office - 818-362-4857

Sunland Tujunga Office - 818-352-8563

Basic Car Part I Crime Comparison Report

19A01

January 1st to September 7th			
Crime Type	2019	2018	% Change
Homicide	1	2	-50.0%
RAPE	3	7	-57.1%
Robbery	19	21	-9.5%
Aggravated Assaults	51	51	0.0%
Violent Crime	74	81	-8.6%
Burglary	33	36	-8.3%
GTA	92	99	-7.1%
BTFV	82	107	-23.4%
Other Theft	56	56	0.0%
Property Crime	263	298	-11.7%
Total Part I Crimes	337	379	-11.1%

1-Week Part I Crime Sep 01, 2019 to Sep 07, 2019			
Crime Type	# WK	WK TGT	# DIFF
Homicide	0	0.1	-0.1
RAPE	0	0.1	-0.1
Robbery	2	0.5	1.5
Aggravated Assaults	1	1.4	-0.4
Violent Crime	3	2.1	0.9
Burglary	0	1.0	-1.0
GTA	6	2.5	3.5
BTFV	2	3.0	-1.0
Other Theft	3	1.6	1.4
Property Crime	11	8.1	2.9
Total Part I Crimes	14	10.5	3.5

Projection Data	
Week #:	36
YTD Number of Days:	249
2019 Reduction Target:	2%
YTD 2018 Area Part I Crime:	3,300
Percent of Area Part I Crime:	10.2%
Total 2018 Part I Crime:	544
2019 Part I Crime Target:	533
2019 Part I Crimes Left:	196
2019 Weekly Target:	10
2019 Weekly Average:	9
Projected 2019 Part I Crime:	494
Projected 2019 Crime Change:	-9.2%

Arrests	2019	2018	% Change
Total	371	362	2%

Weekly Crime	2019	2018	% Change
07/14 - 07/20	16	8	100%
07/21 - 07/27	3	12	-75%
07/28 - 08/03	7	12	-42%
08/04 - 08/10	8	12	-33%
Total 4-Week Crime	34	44	-23%
08/11 - 08/17	6	7	-14%
08/18 - 08/24	11	18	-39%
08/25 - 08/31	7	13	-46%
09/01 - 09/07	14	8	75%
Total 4-Week Crime	38	46	-17.4%

4-Week Basic Car Crime Comparison				
CRIME	08/11/19 to 09/07/19	07/14/19 to 08/10/19	# DIFF	% Change
Homicide	1	0	1	0
RAPE	0	0	0	0
Robbery	5	3	2	66.7%
Aggravated Assaults	3	2	1	50.0%
Violent Crimes	9	5	4	80.0%
Burglary	2	4	-2	-50.0%
GTA	15	10	5	50.0%
BTFV	5	13	-8	-61.5%
Other Theft	7	2	5	250.0%
Property Crimes	29	29	0	0.0%
Total Part I Crimes	38	34	4	11.8%

This is preliminary data, may be subject to change and is not for official use.

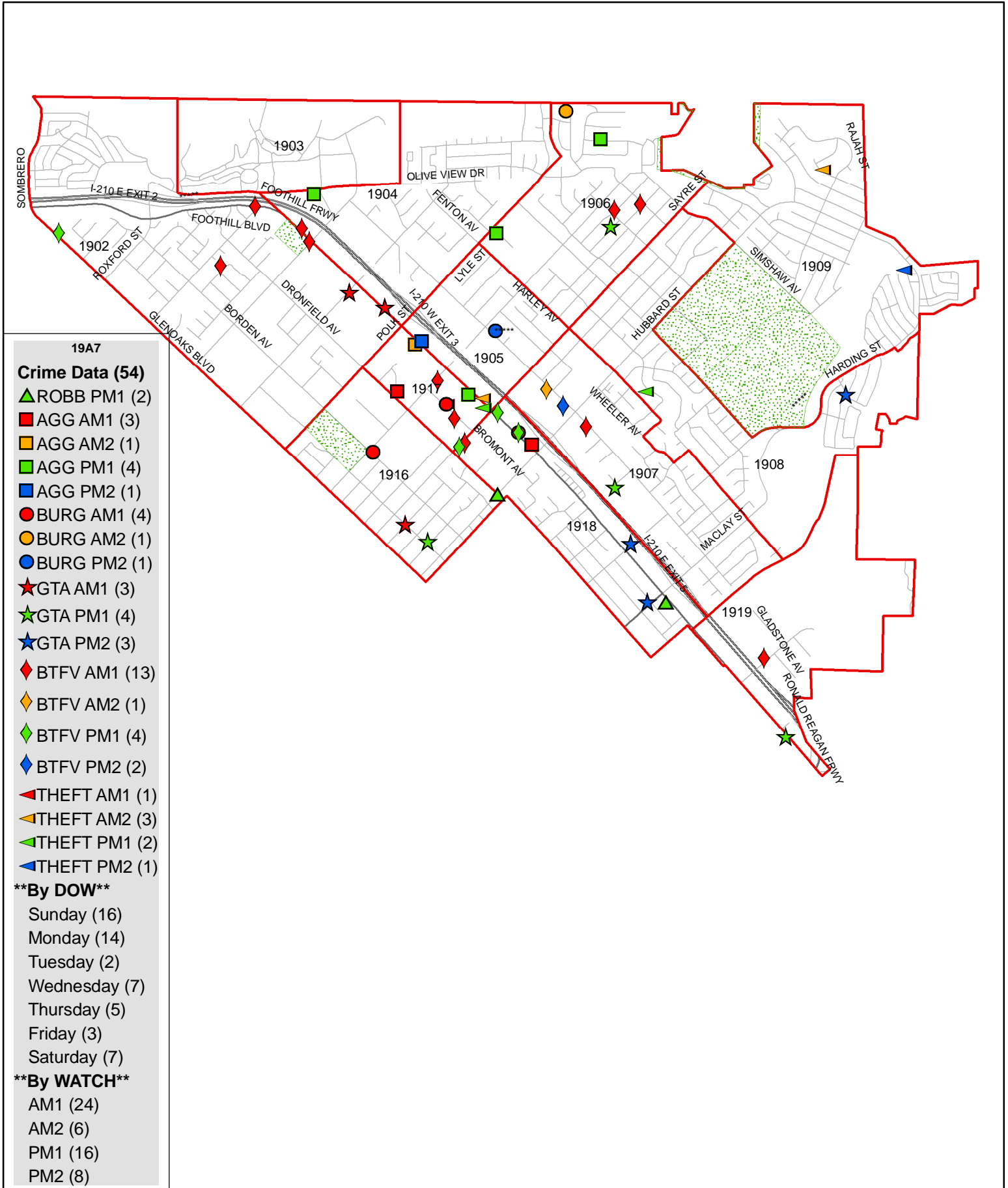
Note: A margin of error of at least +/- 5% should be assigned to projected calculations.

Data is based on the date of occurrence.

N/C = Not Mathematically Calculable

MISSION AREA - BASIC CAR 19A7 - CRAWFORD (54)

08/11/19 - 09/07/19



AM1 = 0000 to 0559 AM2 = 0600 to 1159 PM1 = 1200 to 1759 PM2 = 1800 to 2359

Part I Crimes for Basic Car 19A7

Year to Date Through: September 7th

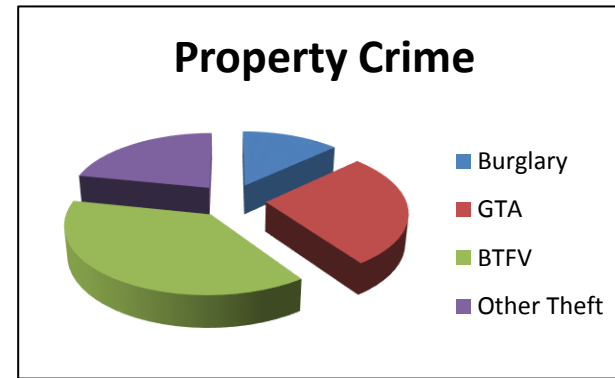
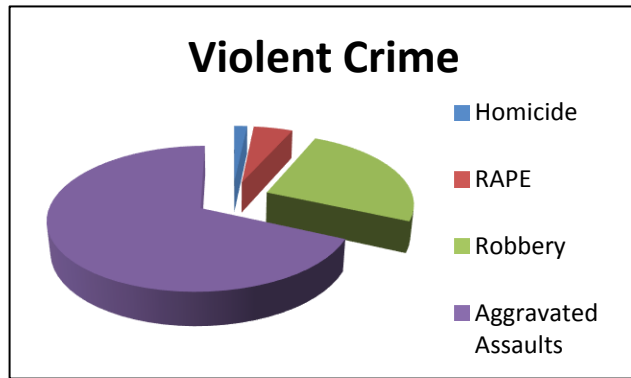


Keith Crawford
(818) 634-0619

Crime Type	Current Week
Homicide	0
RAPE	0
Robbery	1
Aggravated Assaults	2
Violent Crime	3
Burglary	2
GTA	4
BTFV	6
Other Theft	3
Property Crime	15
Total Part I Crimes	18

2019	2018	% Change
2	4	-50.0%
6	11	-45.5%
30	39	-23.1%
82	82	0.0%
120	136	-11.8%
53	69	-23.2%
110	114	-3.5%
153	142	7.7%
88	107	-17.8%
404	432	-6.5%
524	568	-7.7%

Week #:	36
YTD Number of Days:	249
Reduction Target:	2%
YTD Area Part I Crime:	3,300
% Area Part I Crime:	15.9%
2018 Part I Crime:	807
2019 Target:	791
CurrYR Crimes Left:	267
Weekly Target:	15
Weekly Average:	15
Proj. Part I Crime:	768
Proj. Crime Change:	-4.8%



Council District - 7

Monica Rodriguez

City Hall - 213-473-7007

Pacoima City Hall - 818-485-0600

Sylmar District Office - 818-362-4857

Sunland Tujunga Office - 818-352-8563

Basic Car Part I Crime Comparison Report

19A07

January 1st to September 7th			
Crime Type	2019	2018	% Change
Homicide	2	4	-50.0%
RAPE	6	11	-45.5%
Robbery	30	39	-23.1%
Aggravated Assaults	82	82	0.0%
Violent Crime	120	136	-11.8%
Burglary	53	69	-23.2%
GTA	110	114	-3.5%
BTFV	153	142	7.7%
Other Theft	88	107	-17.8%
Property Crime	404	432	-6.5%
Total Part I Crimes	524	568	-7.7%

1-Week Part I Crime Sep 01, 2019 to Sep 07, 2019			
Crime Type	# WK	WK TGT	# DIFF
Homicide	0	0.1	-0.1
RAPE	0	0.3	-0.3
Robbery	1	0.9	0.1
Aggravated Assaults	2	2.1	-0.1
Violent Crime	3	3.4	-0.4
Burglary	2	1.7	0.3
GTA	4	3.2	0.8
BTFV	6	3.9	2.1
Other Theft	3	2.9	0.1
Property Crime	15	11.7	3.3
Total Part I Crimes	18	15.8	2.2

Projection Data	
Week #:	36
YTD Number of Days:	249
2019 Reduction Target:	2%
YTD 2018 Area Part I Crime:	3,300
Percent of Area Part I Crime:	15.9%
Total 2018 Part I Crime:	807
2019 Part I Crime Target:	791
2019 Part I Crimes Left:	267
2019 Weekly Target:	15
2019 Weekly Average:	15
Projected 2019 Part I Crime:	768
Projected 2019 Crime Change:	-4.8%

Arrests	2019	2018	% Change
Total	288	396	-27%

Weekly Crime	2019	2018	% Change
07/14 - 07/20	11	22	-50%
07/21 - 07/27	20	13	54%
07/28 - 08/03	17	8	113%
08/04 - 08/10	12	12	0%
Total 4-Week Crime	60	55	9%
08/11 - 08/17	12	18	-33%
08/18 - 08/24	13	12	8%
08/25 - 08/31	12	14	-14%
09/01 - 09/07	17	9	89%
Total 4-Week Crime	54	53	1.9%

4-Week Basic Car Crime Comparison				
CRIME	08/11/19 to 09/07/19	07/14/19 to 08/10/19	# DIFF	% Change
Homicide	0	1	-1	-100.0%
RAPE	0	1	-1	-100.0%
Robbery	2	2	0	0.0%
Aggravated Assaults	9	7	2	28.6%
Violent Crimes	11	11	0	0.0%
Burglary	6	7	-1	-14.3%
GTA	10	8	2	25.0%
BTFV	20	19	1	5.3%
Other Theft	7	15	-8	-53.3%
Property Crimes	43	49	-6	-12.2%
Total Part I Crimes	54	60	-6	-10.0%

This is preliminary data, may be subject to change and is not for official use.

Note: A margin of error of at least +/- 5% should be assigned to projected calculations.

Data is based on the date of occurrence.

N/C = Not Mathematically Calculable